

EAN: 4057304020452

[static.hansa.com/5480210780](https://static.hansa.com/5480210780)

The HANSAVANTIS is the perfect fit for any bathroom, with a proven expert quality you can rely on, no matter your specific needs. Durable and long-lasting in both design and service life, this faucet brings you joy and confidence for years to come.

Functional considerations and a dedicated level of detail offer a new user experience.

Elegant and clean designed

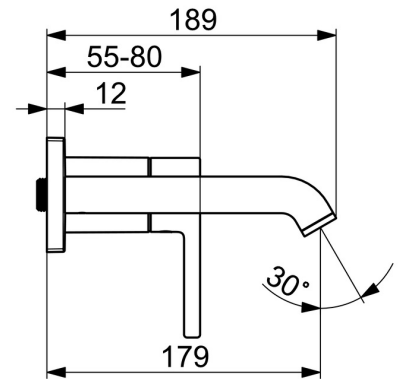
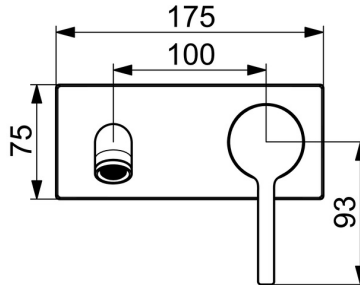
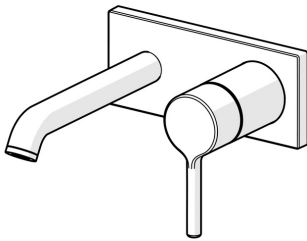
High quality

Sleek design

Made in Europe

Washbasin faucet with maximum comfort

- Washbasin
- Trim Kit, Single-lever
- Concealed wall mounting
- Brushed steel
- Fixed spout
- PCA® - constant flow rate regardless of pressure variations
- Single operating lever/handle, Pin shape, Hot/Cold symbols
- Limitation option for maximum temperature and flow-rate, Adjustable hot water stop (included, retrofittable)
- Inner body made of DZR brass
- Rosette plate frame, Square rosette



## Technical data

### Flow properties

Flow-rate at 3 bar	<b>6.0 l/min</b>
Flow-rate at 3 bar (with flow controller)	<b>6.0 l/min</b>

### Technical properties

Hot water supply	<b>max. +80°C</b>
Working pressure	<b>0.5-10 bar</b>
Connection size	<b>G1/2</b>
Projection	<b>179 mm</b>
Backflow prevention (EN1717)	<b>AA</b>
Material	<b>Brass</b>

### Regulations

EN standard	<b>EN 817</b>
-------------	---------------

### Approvals and Declarations

Declaration of conformity	<b>DoC</b>
EPD	<b>S-P-06391</b>

### Sustainability

EPD module A1 (kg CO2 eq.)	<b>5,40</b>
EPD module A2 (kg CO2 eq.)	<b>0,26</b>
EPD module A3 (kg CO2 eq.)	<b>0,51</b>
EPD module A1-A3 (kg CO2 eq.)	<b>6,17</b>
EPD module A4 (kg CO2 eq.)	<b>0,17</b>
EPD module B7 (kg CO2 eq.)	<b>1854,00</b>
EPD module C2 (kg CO2 eq.)	<b>0,01</b>
EPD module C3 (kg CO2 eq.)	<b>0,01</b>
EPD module C4 (kg CO2 eq.)	<b>0,05</b>
EPD module D (kg CO2 eq.)	<b>-4,39</b>

